





www.jtzyg.com  
www.jtattach.com

详细情况请与当地代理商联系  
For more information, please contact local agents.

本画册最终解释权归江士重工所有



## 公司简介 COMPANY PROFILE

烟台江土机械设备有限公司是一家集生产研发市场为一体的优秀挖掘机前端属具生产企业。公司主要生产挖掘机快速连接器，液压夯，抓木器，抓石器，液压剪，拆车剪，铲斗夹，拇指夹，松土器等。所有产品配件到货前检验都有严格的把控。随着企业不断的发展，江土产品已遍布世界各地，企业不断创新改进先后获得了ISO9001质量体系认证、CE认证、实用新型技术专利等。

公司始终以用户满意为宗旨，以精益求精为目标，全心全意服务于广大客户，衷心希望我们精湛的专业技能和丰富的技术服务经验，让您享受到更加优质、快捷、周到的服务。

Yantai Jiangtu Mechanical Equipment Company is a leading manufacturer for excavator attachments in China. All products' quality are strictly under control from processing to delivery. By continuous innovation and improvement, the company has got ISO 9001, CE certifications and Technology Patents successively. Our products have been sold to domestic and overseas customers including America, UK, German, Russia, Japan, Korea, Ireland, Australia, New Zealand, Isreal, Vietnam etc, and long term partnerships have been developed.

Our mission is Quality first, Service foremost, and Innovation paramount. Uncompromising commitment to high quality and thoughtful service wins us a good reputation and more coming partners. And we will keep on improving the products to better serve the world market. We are looking forward to working with you!



## 全自动双保险连接器

FULLY AUTOMATIC DOUBLE-LOCKING QUICK HITCH COUPLER

### 适用对象

0.8-52吨挖掘机

### 产品特点

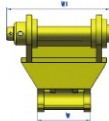
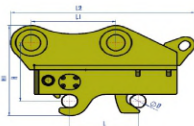
全自动双保险，安全系数更高，使用寿命更持久。

### Applications

Fit to 0.8-52 ton excavator

### Main features

Fully automatic double locking safety system, more safe and durable.



Smooth welding



Heat treated pin with accurate grinding



类别/ Category	Unit	JT-00	JT-01	JT-02	JT-04	JT-06	JT-08	JT-10	JT-14	JT-17
工作压力 Working pressure	bar	25-300	25-300	25-300	25-300	25-300	25-300	25-300	25-300	25-300
必要流量 Necessary flow	Lpm	15-25	15-25	15-25	15-25	15-25	15-25	15-25	15-25	15-25
适配挖机 Suitable Excavator	ton	0.8-2	2-4	4-6	6-9	10-16	18-25	26-30	30-40	40-52
斗轴直径 Pin diameter	mm	25/30	35/40	45	50/55	60/65	70/80	100	100/110	100/110
重量 Weight	kg	34	45	65	78	200	316	620	600-720	600-720

## 铸造液压/机械双保险连接器

CASTING HYDRAULIC/ MECHANICAL QUICK HITCH COUPLER

### 适用对象

0.8-25吨挖掘机

### 产品特点

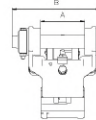
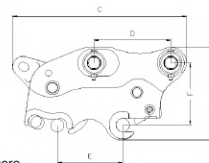
整体铸造，无焊接点，更加美观耐用。

### Applications

Fit to 0.8-25 ton excavator

### Main features

Cast molding for whole body, no welding joints, more beautiful and durable.



类别/ Category	Unit	JT-00	JT-01A	JT-01B	JT-02	JT-04	JT-06	JT-08
Hydraulic 液压	工作压力 Working pressure	bar	30-400	30-400	30-400	30-400	30-400	30-400
	必要流量 Necessary flow	l	10-20	10-20	10-20	10-20	10-20	10-20
Mechanical 机械	适配挖机 Suitable Excavator	ton	0.8-2	2-4	2-4	4-6	6-9	10-16
	斗轴直径 Pin diameter	mm	25-30	30-40	30-40	45	50-55	60-65
	重量 Weight	kg	24	32	37	50-75	80-110	170-210
	上下轴间距 Vertical pins center distance	mm	90-135	100-180	170-230	200-210	200-205	240-255
								300

## 液压快速连接器 QUICK HITCH COUPLER

P型和H型连接器  
 P TYPE & H TYPE QUICK HITCH COUPLER

### 产品特点

- 安全销更加精准、牢固、安全；
- 油缸使用更持久，更耐用；
- 伸缩虎口更加耐磨，更加坚固，防止断裂。

### Main features

- Strong safety pin at accurate position.
- The cylinder is more durable.
- High-abrasive removable hook design.



P TYPE



H TYPE

### 手自一体连接器

MANUMATIC QUICK HITCH COUPLER

### 产品特点

- 固定虎口采用延伸板设计，挂斗更方便，不易掉斗；
- 采用符合欧置标准的三重安全连接器结构设计，安全性能更佳；
- 保险结构设计优化，后保险受力时其余核心部件不受力，延长产品使用寿命。

### Main features

- Longer front pin hook make it easier to catch the bucket pin.
- Triple safety design with CE certificate.
- Long service life benefits to ideal design that key parts are not stressed.



MANUMATIC



MANUMATIC



类别/ Category	Unit	MINI	JT-02	JT-04	JT-06	JT-08	JT-08S	JT-10	JT-14	JT-17	JT-20
总长度 Length	mm	300-450	520-542	581-610	760	920-955	950-1000	965-1100	980-1120	1005-1150	1100-1200
总宽度 Width	mm	150-250	260-266	265-283	351-454	450-483	445+493	543-572	550-600	602-666	610-760
总高度 Height	mm	225-270	312	318	400	512	512-540	585	550-600	560-615	620-750
小臂开矩 Arm open width	mm	82-145	155-172	181-205	230-317	290-345	300-350	345-425	380-450	380-480	500-650
轴中心距 Pins center distance	mm	95-220	220-275	290-350	350-400	430-480	450-505	485-530	550-600	520-630	600-800
斗轴直径 Pin diameter	mm	25-40	40-45	45-55	60-65	70-80	90	90-100	100-110	100-110	120-140
油缸行程 Cylinder strok	mm	95-200	200-300	300-350	340-440	420-510	450-530	460-560	510-580	500-450	600-700
上轴间距 Vertical pins center distance	mm	170-190	200-210	205-220	240-255	300	320	350-370	370-380	370-380	370-380
重量 Weight	kg	30-40	50-75	80-110	1170-210	350-390	370-410	410-520	550-750	550-750	1300-1500
工作压力 Working pressure	bar	30-400	30-400	30-400	30-400	30-400	30-400	30-400	30-400	30-400	30-400
必要流量 Necessary flow	l	10-20	10-20	10-20	10-20	10-20	10-20	10-20	10-20	10-20	10-20
适配机型 Suitable Excavator	ton	1-4	4-7	6-9	10-15	18-23	23-26	26-30	30-40	40-52	55-90

## 摆动连接器

TILTING QUICK HITCH COUPLER

### 适用对象

0.8-25吨挖掘机

### 产品特点

- 左右倾斜70-90度；
- 无外漏油缸，更稳定可靠；
- 双保险设计，弹簧保险适应更恶劣工况，保养方便；
- 高性能板材优化整机重量，产品更耐用；
- 大行程设计，可适配不同轴距属具。

### Applications

Fit to 0.8-25 ton excavator

### Main features

- Tilt 70° to 90°±.
- There are no exposed cylinders, It is very safe and stable.
- Double-locking safety design. The powerful spring safety lock work in very tough working environments. Friendly with the maintenance.
- Made of high strength steel to increase durability and to optimize its weight.
- Variable pin centre design allows you to easily pick up attachments with different pin center distances.



类别/ Category	Unit	JT-00	JT-01	JT-02A	JT-02B	JT-04A	JT-04B	JT-06	JT-06S	JT-08
倾斜角度 Tilt Degree	°	180°	180°	180°	180°	180°	180°	140°	140°	140°
摆动油缸压力 Tilt Working Pressure	bar	210	210	210	210	210	210	210	210	210
摆动油缸流量 Tilt Necessary Flow	lpm	5-16	5-16	5-16	5-16	5-16	5-16	15-44	19-58	22-67
油缸压力 Working Pressure	bar	25-300	25-300	25-300	25-300	25-300	25-300	25-300	25-300	25-300
油缸流量 Necessary Flow	lpm	15-25	15-25	15-25	15-25	15-25	15-25	15-25	15-25	15-25
适用机型 Suitable Excavator	ton	0.8-1.5	2-3.5	4-6	4-6	7-9	7-9	10-15	16-20	20-25
尺寸 Overall Dimension (L*W*H)	mm	418*426*214.5	489*524*283	589*584*322	589*584*322	637.5*633.5*333	637.5*633.5*333	815*760.5*396	815*760.5*396	830*835*498
设备重量 Weight	kg	56	88	150	155	165	185	385	385	620

## 旋转抓水器

### ROTATING WOOD GRAPPLE



#### 适用对象

抓木头、抓大物件、杂物。

#### 产品特点

- M+S马达带刹车功能，油缸带美国SUN安全平衡阀；
- 根据需求可加宽型，下抓可定做3+2,4+3,5+4；
- 电控和液控系统，带美国SUN节流阀和减压阀、溢流阀，更安全稳定，操作方便故障率低。

#### Applications

Wood and other large scraps handling, moving, loading and organizing.

#### Main features

- Driven by M+S motor with brake valve; cylinder with USA safety valve(USA SUN brand).
- 3+2,4+3,5+4 fingers for your option.
- Throttle, pressure reducing valve, relief valve (all the valves are USA SUN brand)are in electrical and hydraulic control system, making it safer and much more stable and durable in use.



类别/ Category	Unit	JT-02	JT-04	JT-06	JT-08	JT-10
夹口尺寸 Max Jaw Opening	mm	1247	1350	1650	2375	2493
马达压力 Motor Pressure	kg/cm <sup>2</sup>	110-120	110-120	130-150	130-150	130-150
马达流量 Necessary Flow	lpm	30-55	30-55	40-70	40-70	40-70
油缸压力 Oil Cylinder Pressure	kg/cm <sup>2</sup>	160-200	160-200	180-230	180-230	200-250
油缸推力 Oil Cylinder Force	ton	7	8	14	22	27.5
设备重量 Weight	kg	375-395	400-430	765-795	1420-1450	1700
外形尺寸 Dimension L*W*H	mm	1332*595*405	1365*630*405	1765*805*550	2106*1068*675	2308*1120*812
适配机型 Suitable Excavator	ton	4-6	6-9	12-16	17-25	26-35
单条油缸流量 Flow per Cylinder	l/min	10-20	15-25	30-40	55-65	80-95

## 旋转抓石(钢)器

### ROTATING STONE/ SCRAP STEEL GRAPPLE



#### 适用对象

抓玉石、大理石等珍贵石材，抓废铁。

#### 产品特点

- M+S马达带刹车功能，油缸带美国SUN安全平衡阀；
- 根据需求可加宽型，下抓可定做3+2,4+3,5+4；
- 电控和液控系统带美国SUN节流阀和减压阀、溢流阀，更安全稳定，操作方便故障率低。

#### Applications

Stones, steel and iron scraps demolishing, Scrap handling, Cleaning, Moving, Loading, Sorting and Organizing materials in order.

#### Main features

- Driven by M+S motor with brake valve,cylinder with USA safety valve(USA SUN brand).
- Custom service is available.(3+2, 4+3, 5+4 fingers for your option).
- Throttle, pressure reducing valve, relief valve (all the valves are USA SUN brand)are in electrical and hydraulic control system, making it safer and much more stable and durable in use.

类别/ Category	Unit	JT-02	JT-04	JT-06	JT-08	JT-10
夹口尺寸 Max Jaw Opening	mm	1247	1352	1650	2375	2493
马达压力 Motor Pressure	kg/cm <sup>2</sup>	110-120	110-120	130-150	130-150	130-150
马达流量 Necessary Flow	lpm	30-55	30-55	40-70	40-70	40-70
油缸压力 Oil Cylinder Pressure	kg/cm <sup>2</sup>	160-200	160-200	180-230	180-230	200-250
油缸推力 Oil Cylinder FORCE	ton	7	8	14	22	27.5
设备重量 Weight	kg	390-410	420-450	790-820	1450-1480	2050
外形尺寸 Dimension L*W*H	mm	1342*595*405	1385*646*405	1785*805*550	2127*980*675	2330*1021*812
适配机型 Suitable Excavator	ton	4-6	6-9	12-16	17-25	26-35

## 加强抓 DEMOLITION GRAPPLE

### 适用对象

建筑垃圾、废铁等强硬垃圾的装卸及分拣。

### 产品特点

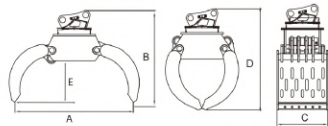
- 大小杂物可一同抓取;
- 耐磨板材设计, 更耐磨, 使用更持久;
- M+S马达带刹车功能, 油缸带美国SUN安全平衡阀;
- 电控和液控系统带有减压阀、溢流阀, 更安全稳定, 操作方便故障率低。

### Applications

Demolition of solid structures, scrap handling, cleaning, moving, loading, sorting and organizing materials in order.

### Main features

- Capable of grabbing materials of different sizes in bulk.
- Abrasion resistant steel, durable in use.
- Driven by M+S motor with brake valve; cylinder with USA safety valve (USA SUN brand).
- Pressure reducing valve, relief valve (all the valves are USA SUN brand) are in electrical and hydraulic control system, making it safer and much more stable and durable in use.



类别/ Category	Unit	JT-00	JT-00S	JT-01	JT-02	JT-04	JT-06	JT-08	JT-10
旋转角度 Rotation Angle	°	/	360	360	360	360	360	360	360
马达压力 Motor Pressure	kg/cm <sup>2</sup>	90-110	90-110	90-110	110-120	110-120	130-150	130-150	130-150
马达流量 Necessary Flow	lpm	-	20-35	20-35	30-55	30-55	40-70	40-70	40-70
油缸推力 Oil Cylinder FORCE	ton	4	4	4	8	9	15	16	18
油缸压力 Oil Cylinder Pressure	kg/cm <sup>2</sup>	110-140	110-140	110-140	160-200	160-200	180-230	180-230	200-250
运行流量 Operating flow	lpm	5-15	5-15	25-40	30-55	50-100	90-110	100-140	130-160
适配挖机 Suitable Excavator	ton	1-2	2-3	3-4	4-6	6-9	12-16	17-25	26-35
Open width A	mm	770	850	1160	1400	1500	1700	1950	2400
Width C	mm	350	425	450	500	600	800	1030	1200
Depth E	mm	205	250	326	437	440	445	530	652
设备重量 Weight	kg	70	92	200-220	310-330	440-460	900-980	1350-1500	1700-2100
油缸流量 Oil Cylinder Flow	L/min	5-15	5-15	15-30	20-40	25-50	40-60	60-100	130-160
闭合容积 Capacity(closed)	m <sup>3</sup>	0.029	0.053	0.09	0.15	0.2	0.34	0.6	1.01

## 旋转抱式抓木器

### ROTATING LIGHT WOOD GRAPPLE

### 适用对象

抓木头, 抓农作物等。

### 产品特点

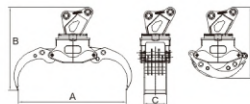
- M+S马达带刹车功能, 油缸带美国SUN安全平衡阀;
- 电控和液控系统带美国SUN溢流阀和减压阀, 更安全稳定, 操作方便故障率低;
- 根据需求可做加宽型。

### Applications

Light duty job like waste handling cleaning and organizing in.

### Main features

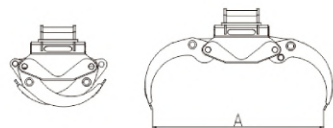
- Driven by M+S motor with brake valve; cylinder with USA safety valve(USA SUN brand).
- Pressure reducing valve, relief valve(all the valves are USA SUN brand)are in electrical and hydraulic control system, making it safer and much more stable and durable in use.
- Custom service is available.



类别/ Category	Unit	JT-00	JT-01	JT-02	JT-04	JT-06	JT-06S	JT-08
旋转角度 Rotation Angle	°	360	360	360	360	360	360	360
马达压力 Motor Pressure	kg/cm <sup>2</sup>	80-100	90-110	110-120	110-120	130-150	130-150	130-150
马达流量 Necessary Flow	lpm	20-35	20-35	30-55	30-55	40-70	40-70	40-70
油缸推力 Oil Cylinder FORCE	ton	2	3	6	9	12	12	13
油缸压力 Oil Cylinder Pressure	kg/cm <sup>2</sup>	110-140	110-140	160-200	160-200	180-230	180-230	180-230
适配挖机 Suitable Excavator	ton	1-2	3-4	4-6	6-9	11-14	14-16	17-25
Open width A	mm	906	1222	1322	1525	1819	1950	2530
Width C	mm	313	330	407	470	644	488	604
设备重量 Weight	kg	110-120	240-260	350-370	420-450	740-770	810-860	1100-1160

## 抱式抓木器

### LIGHT WOOD GRAPPLE



类别/ Category	Unit	JT-00	JT-01	JT-02	JT-04	JT-06	JT-06S	JT-08
工作压力 Working pressure	bar	110-140	110-140	160-200	160-200	180-230	180-230	180-230
适配挖机 Suitable Excavator	ton	1-2	3-4	4-6	6-9	11-14	14-16	17-25
设备重量 Weight	kg	80-110	180-220	280-320	365-400	410-440	520-560	800-860

## 莲花抓 ORANGE PEEL GRAPPLE

### 适用对象

汽车吊、挖机等设备，抓取废钢、废塑料、垃圾等。

### 产品特点

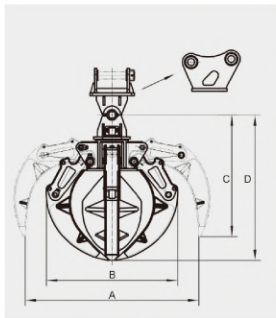
- 销轴经过热处理调质；
- 花瓣选用NM400—500耐磨板；
- 抓举力量大，使用寿命长；
- 可增加360度旋转功能。

### Applications

Steel scraps,wastes handling,loading and unloading.

### Main features

- Using NM400-500 steel and all pins are heat treated,high carrying capacity and making our grapple with a very long service life.
- 360° rotation function available.



类别 / Category	Unit	JT-01	JT-04	JT-06	JT-08	JT-10
(A) Open width	mm	1100	1275	1623	1998	2474
(B) Close width	mm	867	1064	1283	1684	2067
(C) Hight	mm	937	990	1083	1335	1550
(D) Hight	mm	1065	1117	1255	1537	2024
油缸推力 Cylinder thrust	ton	3.14	3.14	5.6	9	15.7
油缸压力 Oil pressure	mpa	16.20	16.20	18.23	18.23	20.25
闭合容积 Capacity (closed)	m³	0.10	0.15	0.25	0.60	0.90
张开容积 Capacity (open)	m³	0.39	0.61	1.08	2.24	2.99
适配挖机 Suitable Excavator	ton	3-4	4-9	12-16	17-25	26-35
设备重量 Weight	kg	200-250	400-600	900-1100	1200-1500	1800-2200

## 液压夯 HYDRAULIC PLATE COMPACTOR

### 适用对象

高速公路铁路护坡及路面的平整，工地及厂房地面平整。

### 产品特点

进口轴承，意大利节流阀、单向阀，美国的安全阀，操作稳定。旋转款的液压夯可在夯实地面时实现360度不同方向的调整，震动频率和震动力度是普通夯的2-4倍。

### Application

Leveling of high-speed way and railway slopes, roads, construction sites and building floors.

### Main features

Imported bearing (Japan) throttle (Italy) and safety valves(USA),stable and high efficient performance. With 360 degree rotation system, it can do job in any position. JIANGTU plate compactor performs 2-4 times better than normal compactors in compacting frequency and power.



原装进口马达，更加稳定有力  
 PERMCO motor,stable and powerful



原装进口安全阀可靠，操作方便  
 Imported relief valve protecting motor well.



减震胶块更持久耐用  
 Long service life rubber pads.

类别/ Category	Unit	JT-mini	JT-02/04	JT-06	JT-08	JT-10
总高 Height	mm	435	530	650	720	730
总宽 Width	mm	442	550	700	900	900
打击力 Impulse force	ton	3	4	6.5	11	15
震动频率 Vibration frequency	rpm/min	2000	2000	2000	2200	2200
油流量 Oil flow	l/min	30-60	45-85	85-105	120-170	120-170
工作压力 Working pressure	bar	100-130	100-130	100-150	150-200	150-200
打击面积 Bottom measurement	mm	800*442	900*550	1160*700	1300*900	1500*1000
适配挖机 Suitable Excavator	ton	2-4	4-10	12-16	18-24	30-40
设备重量 Weight	kg	200	350-500	650-800	900-1000	1100-1300



## 液压废料抓

### HYDRAULIC GRAB-AUSTRALIA TYPE

#### 适用对象

园林, 垃圾场, 矿山.

#### 产品特点

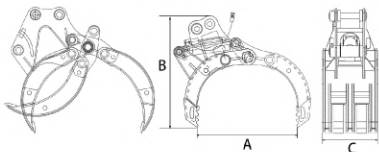
结构新颖、坚固, 可调轴距.

#### Applications

Widely used in waste recyle yards, gradens and mines.

#### Main features

Eccentric pin design making pin center distance adjustable.NM400 steel.



类别/ Category	Unit	JT-00	JT-01	JT-02	JT-04	JT-06	JT-08	JT-10
油缸压力 Oil Cylinder Pressure	bar	80-110	80-110	110-140	120-160	150-170	160-180	200-220
运行流量 Operating Flow	lpm	25-40	25-40	30-55	50-100	90-110	100-140	160-180
适配挖机 Suitable Excavator	ton	1-2	2-3	4-6	6-9	12-16	17-23	30-36
油缸推力 Oil Cylinder Thrust	ton	3.9	6.6	10	10	12	24	38.8
开口A Open Width A	mm	610	745	830	890	1225	1510	1884
高度B Height B	mm	680	900	1000	1105	1325	1675	2050
宽度C Width C	mm	435	400	495	545	620	820	1000
设备重量 Weight	kg	110-130	130-190	250-290	350-380	570-620	650-800	1900

## 液压夹 HYDRAULIC GRAB-JAPAN TYPE

#### 适用对象

木制建筑结构的拆装分类摆放以及建筑、生活垃圾杂物的清理、装卸。

#### 产品特点

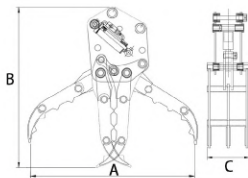
- 操作方便多功能机械手;
- 油缸带美国SUN平衡安全阀, 更安全效率更高;
- 安装方便, 直接装到破碎锤管路即可;
- 根据需求可做3+4、5+4等不同宽度不同角度。

#### Applications

Demolition of wooden structures, scrap handling, cleaning,moving, loading, sorting and organizing materials in order.

#### Main features

- Multi-functional and easy to operate.
- Equipped with balance valve (USA SUN brand), safe and highly efficient.
- Easy installation.(share the same pipes with breaker).
- Custom service is available. (3+4 fingers/5+4 fingers for your option.)



类别/ Category	Unit	JT-00	JT-01	JT-02	JT-04	JT-06	JT-08
油缸压力 Oil Pressure	bar	80-110	80-110	110-140	120-160	150-170	160-180
运行流量 Operating Flow	lpm	25-40	25-40	30-55	50-100	90-110	100-140
适配挖机 Suitable Excavator	ton	1-2	2-3.5	4-6	6-9	12-16	17-23
油缸推力 Oil Cylinder Thrust	ton	3.5	4.7	6.6	8.8	24	30
开口A Open WidthA	mm	755	1135	1294	1430	1970	2080
高度B Height B	mm	760	1100	1275	1400	1790	2100
宽度C Width C	mm	280	345	398	400	630	740
设备重量 Weight	kg	80	150	240	265	700	1100



## 液压剪 HYDRAULIC CRUSHER

### 适用对象

破碎拆除化工设备；破碎拆除房屋。

### 产品特点


- 刀牙选用蒂森克虏伯XAR系列耐磨板；耐用；破碎力大；加工精度高；不易变形。
- 可增加360度旋转功能。

### Applications

Can be used to demolish buildings chemical equipment.

### Main features

- Material:ThyssenKrupp XAR steel,High precision,more durable in use.
- 360°rotation function available.



类别/ Category	Unit	IT-01	IT-02	IT-04	IT-06	IT-08	IT-10
适用挖机 Suitable Excavator	ton	3-4	4-6	6-9	12-15	15-25	30-35
工作压力 Working pressure	mpa	24.5	24.5	24.5	31.4	31.4	31.4
最大工作压力 Max. Working pressure	mpa	24.5	24.5	27.4	34.3	34.3	34.3
A全长 Total length	mm	970	1180	1700	2070	2370	2780
B最大张幅 Max.Jaw Opening	mm	360	500	620	1000	1100	1550
C刀片长度 Cutting blade length	mm	100	110	130	180	210	240
D前端破碎力 Crushing force at tip	kn	235	343	431	725	1080	1380
E中央破碎力 Crushing force at center	kn	-	529	676	1120	1610	2110
设备重量 Weight	kg	270	370	710	1370	2240	3500

## 钢材剪 HYDRAULIC SCRAP SHEAR

### 适用对象

剪切各种钢结构，用于废钢厂，报废汽车厂，化工厂。

### 产品特点


- 刀牙选用蒂森克虏伯XAR系列耐磨板；耐用；破碎力大；加工剪精度高；不易变形。
- 可增加360度旋转功能。

### Applications

Widely used in steel scrap and scrap car factories.

### Main features

- Material:ThyssenKrupp XAR steel. Durable in use, high level machining precision and high breaking capacity.
- 360° rotation function available.



类别/ Category	Unit	IT-01	IT-02	IT-04	IT-06	IT-08	IT-10
适用挖机 Suitable Excavator	ton	3-4	4-6	6-9	12-15	15-25	30-35
最大工作压力 Max. Working pressure	mpa	24.5	24.5	27.4	31.4	31.4	31.4
A全长 Total length	mm	1120	1310	1570	1950	2260	2570
B最大张幅 Max.Jaw Opening	mm	225	375	505	700	855	1010
C最小张幅 Min. Jaw Opening	mm	-95	-110	-120	-150	-190	-210
D刀片长度 Blade Length(bottom side + tip side)	mm	165+103	205+155	260+175	325+210	400+260	450+310
E前端切削力 Tip Cutting Force	kn	245	323	431	735	990	1270
F中央切削力 Center Cutting Force	kn	372	500	627	1060	1440	1870
设备重量 Weight	kg	330	450	700	1540	2700	3790

## 破碎钳 HYDRAULIC PULVERIZER

### 适用对象

粉碎房屋梁柱、水泥杆等。

### 产品特点

- 材料选用蒂森克虏伯XAR耐磨板，精加工；破碎和剪断钢筋一体功能不变形，破碎力量大。
- 可增加360度旋转功能，可更换牙齿。

### Application

Crush beam columns and concrete building.

### Main features

- Material:THYSSENKRUPP XAR; high precision,with both crush and cut functions. Durable in use.
- 360°rotation function available,replaceable teeth available.

类别/ Category	Unit	IT-02	IT-04	IT-06	IT-08	IT-10
总长 Length A	mm	1032	1344	1723	2090	3210
最大开口 Max Open	mm	420	600	750	860	1100
刀片长度 Cutter Length	mm	75	95	112	180	360
中央粉碎力 Crushing Force	kn	260	560	840	1170	1600
粉碎力 Crushing Force	kn	170	350	520	700	1000
工作压力 Working Pressure	bar	24	24	31	32	32
工作流量 Oil Flow	lpm	80-120	100-140	120-180	180-250	200-300
适用挖机 Suitable Excavator	ton	4-6	6-9	10-15	15-25	30-36
设备重量 Weight	kg	310	510	1000	1700	2700

## 旋转破碎钳 360° ROTATING HYDRAULIC PULVERIZER

### 适用对象

快速有效地拆除粉碎房屋梁柱、水泥杆等混凝土，同时降低噪音和振动。

### 产品特点

- 材料选用蒂森克虏伯XAR耐磨板，经久耐用且高度抗建筑垃圾。
- 一机多用，具有破碎和剪断钢筋一体功能，破碎力量大；
- 可更换齿设计；
- 配有加速阀，可提供快速的钳口打开和关闭运动，使工作更快、更轻松；
- 360度液压旋转可提供准确的机动性和精度。

### Application

Efficient buildings and concrete structure demolition with low noise and vibration.

### Main features

- Material:ThyssenKrupp XAR wear-resistant steel, durable and highly resistant.
- Multi-purpose design with powerful force,can break structure and cutting steel bars.
- Replaceable teeth.
- valve provides faster opening and closing speed.
- 360°rotation for maneuverability and flexibile and precision.

类别/ Category	Unit	IT-06	IT-08	IT-08S	IT-10
重量 Weight	kg	1450	2000	2700	3300
A开口 Max Open	mm	700	780	880	930
中间剪切力 Cutting force	ton	185	220	300	330
前端破碎力 Crushing force	ton	60	70	100	120
工作压力 Working Pressure	bar	350	350	350	350
刀片长度 Cutter Length	mm	180	220	260	260
旋转最大流量 Max.rotation flow	L/min	28	28	28	28
打开/关闭 Open/Close	S	1.5/3	2/3	2/3	2.5/3.5
适用挖机 Suitable Excavator	ton	10-15	18-22	23-28	30-36



## 液压破碎锤 HYDRAULIC BREAKER

### 适用对象

应用于矿山、拆除、建筑、采石场等，可安装于所有普通液压挖掘机、小型挖掘机及其它载货设备上，如滑移装载机、反铲装载机、起重车、伸缩式装卸机、轮式装载机机械。

### 产品特点

- 缸和主阀：精密加工，防止拉伤；
- 活塞与中缸体一对一配磨；
- 钎杆：42CrMo，性能可靠；
- 油封：原装进口NOK油封。

### Applications

Used for mining, building demolition, quarry. It can be mounted on all common hydraulic excavator and other carrier, like skid steer loader, backhoe loader, crane, telescopic loader, wheel loader and other machinery.

### Main features

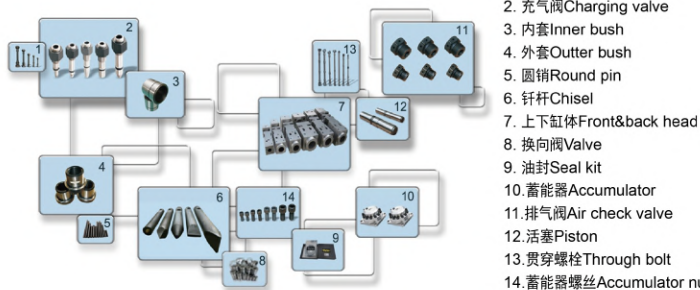
- Cylinder & valves: prevents scuffing with precision finishing treatment.
- Piston/every piston tolerance machined perfectly according to each cylinder.
- Chisel: 42CrMo, exceptional performance and reliability.
- Seal kit: NOK.



类别/Category	Unit	JTB450	JTB530	JTB680	JTB750	JTB850	JTB1000	JTB1250	JTB1350	JTB1400
机壳重量 Body Weight	kg	67	85	152	210	278	475	616	846	916
总重量 Total Weight (Side/Top/Box)	kg	99/121/139	132/148/168	275/321/325	418/407/413	561/638/629	842/979/948	1381/1463/1427	1609/1698/1650	1950/2050/1678
工作压力 Working pressure	bar	88-117	88-117	108-137	118-147	127-157	147-167	147-167	157-176	157-176
工作流量 Working Flow	L/min	20-30	25-50	40-70	50-90	60-100	60-110	90-120	130-150	120-180
冲击频率 Impact Rate	bpm	700-1200	600-1100	500-900	400-800	400-800	350-700	350-650	400-800	350-500
油管直径 Hose Diameter	inch	1/2	1/2	1/2	1/2	3/4	3/4	1	1	1
钎杆直径 Chisel Diameter	mm	45	53	68	75	85	100	125	135	140
适用机型 Suitable Excavator	ton	1.2-3.0	2.5-4.5	4-7	6-9	7-14	10-15	15-18	18-26	18-26

类别/Category	Unit	JTB1400A	JTB1500	JTB1550	JTB1650	JTB1650F	JTB1750	JTB1850F	JTB1950	JTB2100
机壳重量 Body Weight	kg	952	1088	1309	1438	1586	1929	2411	2626	3396
总重量 Total Weight (Side/Top/Box)	kg	1650/2050/1978	2359/2271/2279	2655/3059/2896	2735/3151/2983	3289/3503/3399	4167/4216/4306	4376/4809	5039/5164	7183/7393
工作压力 Working pressure	bar	157-176	157-176	176-196	176-196	176-196	176-196	186-216	186-216	196-235
工作流量 Working Flow	L/min	120-180	150-190	200-260	200-260	200-260	210-290	220-270	220-290	290-350
冲击频率 Impact Rate	bpm	350-500	350-700	250-400	250-400	250-380	200-350	200-250	180-200	150-200
油管直径 Hose Diameter	inch	1	1	1-1/4	1-1/4	1-1/4	1-1/4	1-1/4	1-1/4	1-1/4
钎杆直径 Chisel Diameter	mm	140	150	155	165	165	175	185	195	210
适用机型 Suitable Excavator	ton	18-26	27-35	28-36	30-40	30-40	35-40	35-45	40-55	60-80

## 破碎锤配件 HYDRAULIC BREAKER PARTS



1. 夹板螺栓 Side bolt
2. 充气阀 Charging valve
3. 内套 Inner bush
4. 外套 Outer bush
5. 圆销 Round pin
6. 钎杆 Chisel
7. 上下缸体 Front & back head
8. 换向阀 Valve
9. 换向阀 Seal kit
10. 蓄能器 Accumulator
11. 排气阀 Air check valve
12. 活塞 Piston
13. 贯穿螺栓 Through bolt
14. 蓄能器螺丝 Accumulator nuts



## 破碎锤生产率 HYDRAULIC BREAKER EXCAVATOR PRODUCTIVITY RATE (BREAKER CAPACITY)

生产率/ Productivity	Unit	400	450	530	680	750	850	1000	1350	1400	1550	1650	1750	1800	1900
非钢筋混凝土 Non-Reinforced Concrete (t:30cm)	m³/hr	2-5	4-8	8-16	20-25	20-50	20-55	30-60	90-200	100-220	250-400	300-550	300-700	350-800	380-950
钢筋混凝土 Reinforced Concrete (t:30cm)	m³/hr	4-16	6-23	12-45	30-75	30-80	30-85	50-110	120-300	150-350	300-600	300-720	300-750	350-950	380-1050
硬石 Hard rock	m³/hr	8-20	12-30	24-60	60-100	60-110	60-110	90-200	200-420	220-450	400-800	400-900	450-930	500-1050	550-1150

## 钻机 EARTH AUGER

### 适用对象

螺旋钻机是一种适合建筑基础工程中快速成孔作业的施工机械，适用于多种土质地面，应用于园林、绿化、植树、电力线路杆基、光伏桩基、高速公路及高铁护栏、棚柱、小型房屋桩基引孔、菜蔬巷道、爆破孔引孔等。

### 产品特点

- 多种安装架可供选择;
- 伊顿品牌液压马达;
- 持续稳定的强力扭矩输出，经久耐用;
- 各种直径的钻杆，多种钻具可选，适用各种地质;
- 挖掘机、装载机、吊车、滑移等均可承载。

### Application

Earth auger is a kind of construction machine suitable for rapid hole operation in the construction foundation engineering, suit to a variety of ground condition. Applies in landscaping, tree planting, power pole pile foundation, photovoltaic pile foundation, highway and high-speed rail guardrail, fencing, pile foundation hole, mining roadway, blasting hole etc.

### Main features

- Various mounting hitches are available.
- Eaton-brand hydraulic motor.
- Continuous and stable strong output torque, more durable.
- Various diameter augers, earth and tungsten wear parts required for various ground conditions.
- Suitable for all variety of excavator, backhoe loader, crane, skid steer loader etc carriers.



Extensions  
延长杆



Auger Drive  
螺旋钻机



Augers  
钻杆



Wear Parts  
钻齿



Stump Planer  
树桩刨具



型号 Model No.	JTA1500	JTA2500	JTA3000	JTA4500	JTA5500	JTA5500		
适配控制机 Suitable Excavator (tcr)	1.2	1.5-3	2.4	2.5-4.5	3-3	4-5.4		
钻杆型号 Auger Diameter	S4	S4	S4	S4	S4	S5		
钻杆直径 Auger Diameter (mm)	100-400	100-500	100-600	100-700	100-800	150-700		
扭矩范围 Torque Range (NM)	511-5496	830-2047	698-2077	1205-2014	1500-4489	1085-5477		
油压范围 Oil Pressure Range (bar)	70-205	70-240	80-240	80-240	80-240	80-260		
油流范围 Oil Flow Range(lpm)	20-45	27-65	27-75	40-85	50-95	40-115		
速度范围 Speed Range(rpm)	44-88	36-87	35-100	42-99	43-81	30-87		
单位高度 Unit Height(m)	585	585	665	665	665	780		
单位重量 Unit Weight(kg)	200	200	240	240	240	200		
单位重量 Unit Weight(lbs)	46	46	75	75	75	508		
安装类型 Installation Type	单轴牵引 Single Pin Hitch 双轴牵引 Double Pin Hitch 叉架牵引 Fork Hitch 履带牵引 Crawler Hitch	Single Pin Hitch Single Pin Hitch Double Pin Hitch Cradle Hitch	Single Pin Hitch Single Pin Hitch Double Pin Hitch Cradle Hitch	Single Pin Hitch Single Pin Hitch Double Pin Hitch Cradle Hitch	Single Pin Hitch Single Pin Hitch Double Pin Hitch Cradle Hitch	Single Pin Hitch Single Pin Hitch Double Pin Hitch Cradle Hitch	Single Pin Hitch Single Pin Hitch Double Pin Hitch Cradle Hitch	
输出轴标准 Output Shaft Std	50mm Round	65mm Round	65mm Round	65mm Round	65mm Round	75mm Square		
输出轴选择 Output Shaft Opt	2"Hex	2"Hex	2"Hex	2"Hex	2"Hex	2.5"Hex		
钻杆直径 (mm) Auger Diameter	50mm Square		50mm Square		50mm Square		50mm Square	
	SPT (M) MEDIAN (IN) HARD (IN)		SPT (M) MEDIAN (IN) HARD (IN)		SPT (M) MEDIAN (IN) HARD (IN)		SPT (M) MEDIAN (IN) HARD (IN)	
100	2	1.8	1.6	1.4	1.3	1.2	1.1	1.0
150	2	1.8	1.6	1.4	1.3	1.2	1.1	1.0
200	2	1.8	1.6	1.4	1.3	1.2	1.1	1.0
225	2	1.8	1.6	1.4	1.3	1.2	1.1	1.0
250	2	1.8	1.6	1.4	1.3	1.2	1.1	1.0
300	2	1.8	1.6	1.4	1.3	1.2	1.1	1.0
350	2	1.8	1.6	1.4	1.3	1.2	1.1	1.0
375	2	1.8	1.6	1.4	1.3	1.2	1.1	1.0
400	2	1.8	1.6	1.4	1.3	1.2	1.1	1.0
450	2	1.8	1.6	1.4	1.3	1.2	1.1	1.0
500	2	1.8	1.6	1.4	1.3	1.2	1.1	1.0
550	2	1.8	1.6	1.4	1.3	1.2	1.1	1.0
600	2	1.8	1.6	1.4	1.3	1.2	1.1	1.0
700	2	1.8	1.6	1.4	1.3	1.2	1.1	1.0
800	2	1.8	1.6	1.4	1.3	1.2	1.1	1.0
900	2	1.8	1.6	1.4	1.3	1.2	1.1	1.0
1000	2	1.8	1.6	1.4	1.3	1.2	1.1	1.0
1200	2	1.8	1.6	1.4	1.3	1.2	1.1	1.0
1500	2	1.8	1.6	1.4	1.3	1.2	1.1	1.0
1800	2	1.8	1.6	1.4	1.3	1.2	1.1	1.0
2000	2	1.8	1.6	1.4	1.3	1.2	1.1	1.0
2200	2	1.8	1.6	1.4	1.3	1.2	1.1	1.0
2400	2	1.8	1.6	1.4	1.3	1.2	1.1	1.0

型号 Model No.	JTA7000	JTA8000	JTA15000	JTA25000	JTA50000	
适配控制机 Suitable Excavator (tcr)	5-7	6-8	10-15	15-22	21-45	
钻杆型号 Auger Model	S5	S6	S6	S6	PK Series	
钻杆直径 Auger Diameter (mm)	150-600	150-220	150-220	150-500	300-2400	
扭矩范围 Torque Range (NM)	2133-9031	2717-8120	5024-19071	10520-24750	23784-47015	
油压范围 Oil Pressure Range (bar)	80-260	80-240	80-240	80-240	100-280	
油流范围 Oil Flow Range(lpm)	60-135	70-150	80-170	80-170	100-280	
速度范围 Speed Range(rpm)	38-81	33-70	20-43	12-26	11-30	
单位高度 Unit Height(m)	780	780	520	150	441	
单位重量 Unit Weight(kg)	289	289	200	365	496	
单位重量 Unit Weight(lbs)	112	112	173	289	472	
安装类型 Installation Type	单轴牵引 Single Pin Hitch 双轴牵引 Double Pin Hitch 叉架牵引 Fork Hitch 履带牵引 Crawler Hitch	Single Pin Hitch Single Pin Hitch Double Pin Hitch Cradle Hitch	Single Pin Hitch Single Pin Hitch Double Pin Hitch Cradle Hitch	Single Pin Hitch Single Pin Hitch Double Pin Hitch Cradle Hitch	Single Pin Hitch Single Pin Hitch Double Pin Hitch Cradle Hitch	
输出轴标准 Output Shaft Std	75mm Square	75mm Square	75mm Square	75mm Square	110mm Square	
输出轴选择 Output Shaft Opt	2.5" Hex	2.5" Hex	---	---	100mm Square	
钻杆直径 (mm) Auger Diameter	SPT (M) MEDIAN (IN) HARD (IN)		SPT (M) MEDIAN (IN) HARD (IN)		SPT (M) MEDIAN (IN) HARD (IN)	
150	5	4.5	4.1	3	2.5	2.2
200	5	4.5	4.1	3	2.5	2.2
225	5	4.5	4.1	3	2.5	2.2
300	5	4.5	4.1	3	2.5	2.2
350	5	4.5	4.1	3	2.5	2.2
375	5	4.5	4.1	3	2.5	2.2
400	5	4.5	4.1	3	2.5	2.2
450	5	4.5	4.1	3	2.5	2.2
500	5	4.5	4.1	3	2.5	2.2
550	5	4.5	4.1	3	2.5	2.2
600	5	4.5	4.1	3	2.5	2.2
700	5	4.5	4.1	3	2.5	2.2
750	5	4.5	4.1	3	2.5	2.2
800	5	4.5	4.1	3	2.5	2.2
900	5	4.5	4.1	3	2.5	2.2
1000	5	4.5	4.1	3	2.5	2.2
1200	5	4.5	4.1	3	2.5	2.2
1500	5	4.5	4.1	3	2.5	2.2
1800	5	4.5	4.1	3	2.5	2.2
2000	5	4.5	4.1	3	2.5	2.2
2200	5	4.5	4.1	3	2.5	2.2
2400	5	4.5	4.1	3	2.5	2.2

## 剪树夹 EXCAVATOR TREE SHEAR

### 适用对象

树枝到树桩的砍伐、收集、切割的所有任务。

### 产品特点

- 在修剪、砍伐、森林清理等方面拥有极高的效率。

### Application

For sapling felling and branch pruning.

### Main features

High efficiency in pruning, felling, forest clearing work.



类别/ Category	Unit	JTM101	JT02/04	JT06
产品宽度 Body width	mm	665	825	1080
最大开口B Max Opening B	mm	535	585	825
刀片厚度 Blade Thickness	mm	18	20	20
最大开口A Max Opening A	mm	200	266	346
适配挖机 Suitable Excavator	ton	2-4	6-10	12-16
最大剪切力 Max Cutting Force	ton	4.1-4.4	5.9-6.3	15.5-16
设备重量 Weight	kg	200	365	880

## 鹰嘴剪 HYDRAULIC SHEAR

### 适用对象

钢结构的破碎，废料钢的处理，汽车拆剪，飞机拆解，轮船拆解等。

### 产品特点

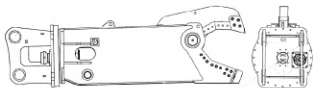
- 可以快速、方便的更换刀片；
- 强大的液压油缸加强了颚嘴的闭合从而能剪断较硬的钢材。

### Application

Breaking the steel structure, scrap steel processing and other applications, steel structure cutting, scrap steel processing and other application.

### Main features

- Blades are easily replaced reduce machine downtime and optimize productivity,
- Powerful hydraulic cylinder provides powerful shearing force.



类别/ Category	Unit	JTS-04	JTS-06	JTS-08	JTS-10	JTS-14	JTS-17
油缸流量 Cylinder Flow	L/min	72-102	102-201	102-201	151-250	299-504	601-799
油缸压力 Cylinder pressure	Mpa	26	27	32	32	32	32
外观尺寸 Dimensions	mm	1880*556*448	2459*600*716	2900*650*930	3300*900*1037	3725*940*1314	3891*900*1505
开口 Opening	mm	250	360	480	600	800	1030
适配挖机 Suitable Excavator	ton	6-10	10-16	20-25	20-40	30-60	40-80
设备重量 Weight	kg	580	1166	1680	2522	3766	5266

## 筛分斗 ROTARY SCREENING BUCKET

### 适用对象

表土、采石、污染土壤海滩修复，废物回收再利用。

### 产品特点

- 采用耐磨、抗断裂的特殊钢材。

### Application

Topsoil, quarrying, contaminated soil, beach remediation, demolition waste and green recycling tasks.

### Main features

- Special steel that is resistant to wear and tear is used.



类别/ Category	Unit	JTS-08	JTS-12	JTS-16	JTS-18
旋转筛直径 Rotary screen dia	mm	810	1000	1350	1500
转速 Rotating speed	r/s	65	65	65	65
工作压力 Working pressure	bar	220	230	250	3250
油流量 Oil flow	L/min	60	80	110	110
适配挖机 Suitable Excavator	ton	6-10	12-17	18-23	25-36
设备重量 Weight	kg	630	1020	1920	2430

## 破碎斗 CRUSHER BUCKET

### 适用对象

可以破碎混凝土块、鹅卵石、青石、玄武石等多种石料。灵活方便，通过挖机可以实现工地、矿山、制沙场等各种挖机能到达的地方工作。

### 产品特点

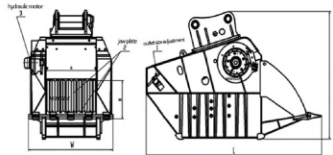
- 采用高强度耐磨板，结构强度高，高效耐用；
- 排料口尺寸可以方便从 15-120 毫米进行调整。

### Application

Can crush different hardness rocks like concrete, cobblestone, bluestone, graystone etc. anywhere that the excavator can go or reach like jobsites, quarry, sand quarry.

### Main features

- Exchangeable jaw plate. Light weight, Higher strength.
- Output size adjustable.



类别/ Category	Unit	JT-06	JT-08	JT-10
适配挖机 Suitable Excavator	ton	10-16	20-25	30-40
斗容 Bucket volume	m³	0.5	0.9	1.3
液压压力 Hydraulic pressure	bar	250	250	250
液压流量 Hydraulic flow	l/min	90	150	230
入料口尺寸 Inlet size	mm	550X450	700X600	900X700
排料口尺寸 Discharge size	mm	15-120	15-120	15-120
整机外型尺寸 Overall size	mm	1850*1080*1300	2580*1380*1550	3120*1665*1770
整机重量 Bucket weight	kg	1800	3000	4500

## 液压手腕 HYDRAULIC TILT ROTATOR

### 适用对象

2-18吨挖掘机

### 产品特点

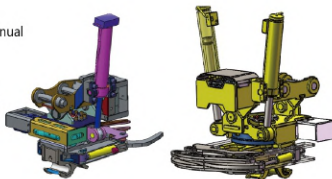
- 360度旋转, 左右45度倾斜;
- 双锁安全设计;
- 抓夹设计, 灵活可拆卸;
- 两种操作方式可选, 智能可视化显示屏操作和常规手柄操作两种方式;
- 采用高强度耐磨板材料增强液压手腕的使用寿命;
- 具有可调节的大轴距范围, 匹配国内外所有常规属具, 实现多种工作业;
- 安装简单方便, 性价比优越。

### Application

2-18 ton excavator

### Main features

- 360 degree rotation, 45 degree tilt left and right.
- Double-lock safety design.
- Flexible gripper design can be removable as needed.
- Intelligent visual display operation and double joysticks manual operation are optional.
- Long service life benefits from high strength and wear resistant steel.
- Variable pin center distance design is suitable for matching all attachments to achieve multi-type operations .
- Simple and convenient installation, excellent cost performance.



类别/ Category	Unit	JT01	JT02/04
长*宽*高*上下轴距 L*W*H*Pin center	mm	560*540*920*420	630*660*1020*490
摆动角度 Tilt Degree	°	+45°单缸/ Single Cylinder	±45°双缸/ Double Cylinder
总重量 Total Weight	kg	177(27)	330(55)
电磁阀组数 Solenoid Valve Channel		4	5
倾覆力矩 Tilt Torque	kn.m	13.5	13.5
适配挖机 Suitable Excavator	ton	2-4.6	5-9
轴芯/轴距/开槽调整范围 Pin dia./pin distance/bucket width range	mm	35-45/140-300/120-200	35-50/230-320/154-210

## 挖机液压吸盘 HYDRAULIC MAGNET

### 适用对象

用于建筑搬迁、钢厂、废钢铁等行业的钢铁及磁性材料的分拣、调运。

### 产品特点

- 安装简单, 操作方便, 故障率低; 无噪音, 满足环保要求;
- 励磁线圈经特殊工艺处理, 提高了线圈的电气和机械能, 增强材料耐热等级达到了C级, 使用寿命更长。

### Application

Used for construction relocation, steel mills, scrap steel and other industries of steel and magnetic materials sorting, distribution and transportation.

### Main features

- Simple installation, convenient operation, low failure rate, no noise, meet environmental protection requirements.
- The excitation coil has been treated with a special process to improve the electrical and mechanical energy of the coil. The heat resistance level of the reinforced material has reached level C, and the service life is longer.

类别/ Category	Unit	JT-1200	JT-1200T	JT-1300	JT-1300T
尺寸 Overall size	mm	1200*1150	1400*1200*1150	1300*1150	1500*1300*1150
磁力 Magnetic force	gs	6000(8000)	6000(8000)	8000(10000)	10000(10000)
液压力 Hydraulic pressure	mpa	200	200	200	200
油流量 Oil flow	L/min	60	60	60	60
功率 Power	w	15000	15000	20000	20000
适配挖机 Suitable Excavator	ton	18-25	18-25	25-35	25-35
设备重量 Weight	kg	1750	1850	1900	2050

## 挖机电磁铁 EXCAVATOR ELECTROMAGNET

### 适用对象

适用于废铁厂, 接触器更换方便, 延时开关自动断电。

### 产品特点

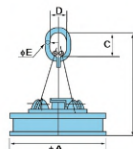
- 起重能力高, 自重轻;
- 功耗低, 使用寿命长。

### Application

Suitable for scrap iron factories, contactors are easy to replace, delay switch automatically power off.

### Main features

- High lifting capacity, light self-weight.
- Low power consumption, long service life.



类别/ Category	Unit	JEM-110	JEM-120	JEM-130	JEM-150	JEM-165	JEM-180
外形尺寸 Size	A	mm	1100	1200	1300	1500	1650 1800
	B	mm	1400	1180	1240	1250	1590 1490
	C	mm	220	220	250	350	370 370
	D	mm	150	150	175	210	230 230
	E	mm	45	45	50	60	75 75
电力/ 起重能力 Rated voltage Power & lifting capacity	重量 Weight	kg	1100	1380	1700	2209	2671 3260
	定电压方式 冷态功率 Cold power	kw	6.1	7.4	9	11.3	12.2 16.3
	冷态电流 Cold current	A	27.7/18	33.6/21.9	40.9/26.6	51.4/33.4	55.5/36 74.1/48.2
	大钢锭 Big steel ingot	kg	6500	7500	8500	11000	12500 14500
	铸铁锭 Cast iron ingot	kg	1000/800	1200	1400/110	1900/1500	2300/1800 2750/2100
	切屑 Cuttings	kg	450/400	600	700/600	1100/900	1300/1100 1600/1350
	强制提升方式 功率(冷、热) Power(cold/hot)	kw	13.4/6.4	--	20.7/8.8	27.2/12.9	28.7/13.6 39.1/18.6
	电流(冷、热) Current(cold/hot)	A	48.3/32	--	71.3/49	93.8/64.7	98.3/68.2 135.9/3
	强磁吸力 铸铁锭 Cast iron ingot	kg	1050/900	--	1500/1250	2000/1700	2500/2100 2900/2400
	铸铁锭 Cast iron ingot	kg	110*60*38	110*60*38	100*60*38	110*60*38	110*60*38 128*65*35
设备成套性 Supporting facility	配电柜尺寸 Distribution box size	cm	41	41	48	48	48 42
	配电柜重量 Distribution weight	kg	63	63	80	80	80 97
	电缆卷筒重量 Wire harness weight	kg	2*10°	2*10°	2*16°	2*16°	2*16° 2*25°
	电缆线型号 Wire harness model	kg	1204	1484	1836	2337	2799 3389
	总重量 Total weight	kg	1204	1484	1836	2337	2799 3389

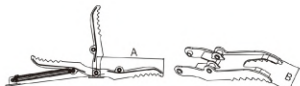
## 拇指夹 HYDRAULIC THUMB

### 适用对象

辅助挖斗有更强的功能特点。

### 产品特点

- 一指多用，简单的辅助装置，成本低，效率高；
- 安装方便，操作灵活，根据不同需求设计定做。



### Application

This facilitates your work and makes you flexible to take on a variety of challenging new jobs.

### Main features

- Multipurpose, simple auxiliary device, lower cost, higher efficiency.
- Easy to install and operate. We make it according to your machine.



类别/ Category	Unit	JT-00	JT-01	JT-02	JT-04	JT-06	JT-08
工作压力 Working pressure	bar	110-140	110-140	110-140	120-160	150-170	160-180
工作流量 Operating flow	lpm	30-55	30-55	30-55	50-100	90-110	100-140
适用挖机 Suitable Excavator	ton	1-2	2-4	4-6	7-10	12-16	17-23
长度A Length A	mm	582	770	915	1143	1450	1780
宽度B Width B	mm	155	246	349	394	450	510
连杆 Base Plate Length	mm	813	1043.5	1220.5	1404.5	1845	2166
重量 Weight	kg	41	65	110	165	325	520
外形尺寸 Overall Dimension	mm	813*155*226	1044*246*322	1221*349*354	1405*392*466	1845*450*580	2166*510*657

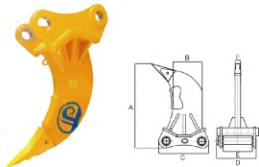
## 松土器 RIPPER

### 适用对象

适用对象风化石灰硬土、冻土层有裂缝的岩层。

### 产品特点

耐磨损性能板材，不易断裂。



### Application

Ripping hard soil such as weathered soil and rocks, tundra etc.

### Main features

Abrasion resistant steel and diamond teeth, long service life.



类别/ Category	Unit	JT-00	JT-01	JT-02	JT-04	JT-06	JT-08	JT-08S	JT-10	JT-14	JT-17	JT-20
总长度 Total Length A	mm	523	523	656	656	885	1080	1080	1290	1290	1500	1500
板宽 Width B	mm	130	130	180	180	240	345	345	400	400	465	465
板厚 Thickness F	mm	36	36	55	55	80	90	90	90	110	110	110
适用挖机 Suitable Excavator	ton	1-2	3-4	4-6	6-9	12-16	20-23	23-26	26-30	30-40	40-52	50-90
重量 Weight	kg	30	40	80	85	185	400	410	600	760	1030	1200

## 铲斗夹 THUMB BUCKET

### 适用对象

建筑垃圾、生活垃圾等杂物的清理装卸，岩石抓斗、工程抓。

### 产品特点

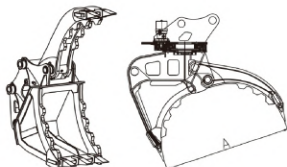
- 更先进的一体式垃圾清理斗，岩石装卸抓斗等；
- 耐磨板材设计，更耐磨，使用更持久。

### Application

Construction wastes and solid wastes sorting. Digging and cleaning jobs.

### Main features

- Advanced integrated bucket for rock handling and scraps cleaning.
- Abrasion resistant steel, durable in use.



类别/ Category	Unit	JT-00	JT-01	JT-02	JT-04	JT-06	JT-08	JT-10
斗宽 Bucket width	mm	300	350/400	400	400	530	700	1000
开槽A (Max jaw opening)	mm	770	900	1335(1300)	1335	1500	2275	2300
工作压力 Working pressure	bar	80-120	90-150	120-160	120-160	150-170	168-180	180-200
油缸推力 Oil cylinder thrust	T	1.8-2.7	2.9-4.9	6-8	6-8	11.7-13.3	21.2-23.8	27-30
工作流量 Operating flow	lpm	20-30	25-35	50-100	50-100	90-110	100-140	140-160
适用挖机 Suitable Excavator	ton	1.5-3	3-4	4-6	6-9	9-16	17-23	25-30
设备重量 Weight	kg	90-120	156	280-330(245-260)	280-330	730	1185-1260	1420

